

Dealer stamp



HBN 2304

The wait is over

The wait is over: The new Accent has arrived with a bold, new design and exciting features. One of Hyundai's most popular and successful models has been completely redesigned, bringing it into the digital age with fascinating additions like the horizon LED lamps. To keep you well-connected, the new Accent comes equipped with an 8-inch multimedia control system that seamlessly interfaces with your smartphone, multiple USB recharging ports, and much more.





Boldly different

In a world of lookalike sedans, the new Accent stands out with its distinctive horizon lamp—a unique lighting signature that sets it apart on the road. The black chrome parametric grille and striking alloy wheels add the perfect finishing touches.



Horizontal LED lamp / LED headlamps (Multi MFR) / Black chrome parametric grille



Outside mirrors and turn signal indicators



LED rear combination lamps



A step ahead

Step into the new Accent and experience a cutting-edge look and feel. The sleek lines, textures, and color combinations offer pure sensory delight.



The new Accent embraces the digital era with sharp digital displays, delivering a wealth of useful information. Discover delightful surprises like an 8-inch multimedia control system, ambient mood lamps, and a Bose sound system.



Integrated display audio system and digital instrument cluster



Dual automatic temperature controls



Bose® premium sound system



Wireless phone charger / Front C-type charger



Hands-free smart trunk release

With the smart key in hand, standing near the rear of the vehicle will automatically open the trunk, providing effortless and convenient access to remove items.

Experience the new Accent's cutting-edge features, including ventilated and heated seats, smart trunk opening, and split-folding seats for versatile lifestyles.



60/40 split-folding rear seats

Fold down the rear seat backrests to create more cargo space. Standard adjustable headrests and a child seat anchor are provided.



Heated and ventilated front seat

Enjoy the comfort of the Accent's ventilated seats on hot days, featuring 3-stage control switches and indicator LEDs for seat heating and cooling functions.



Sporty performance

The new Accent's engines offer powerful performance when needed. The 1.5-liter gasoline engine boasts a superior power-to-weight ratio with its all-aluminum construction, while the diesel engine delivers impressive fuel efficiency and ample torque.

1.5 MPI Gasoline engine		1.5 Diesel engine with VGT	
115	Maximum Power ps/6,300 rpm	14.7	Maximum Torque kgf-m/4,500 rpm
115	Maximum Power ps/4,000 rpm	25.5	Maximum Torque kgf-m/1,500-2,750 rpm



Smart key with push button start



Drive mode select
Choose between Sport mode for performance, Eco mode for optimal fuel economy, or Normal mode, the perfect balance between performance and efficiency.



Shift it your way: Accent's gasoline engines come with a choice of gearboxes to suit your driving style: The Intelligent Variable Transmission (IVT) that uses real-time data to adjust the shift points or the 6-speed manual that is also offered as standard equipment with the diesel. A 6-speed automatic is also available with the diesel.



Paddle shifters

When you're in the mood for sportier driving, paddle shifters let you change gears effortlessly with the flick of a finger, all while keeping your hands on the wheel.




6-speed manual transmission (MT)



Intelligent variable transmission (IVT)

A step up from traditional CVTs, IVT uses a chain-type belt to handle more torque. Adaptive shift control technology uses real-time data to adjust the transmission's shift points.

Hyundai SmartSense



Blind Spot Collision Avoidance Assist (BCA)

BCA uses radar to monitor both of your blind spots. If a vehicle is detected in the blind spot while the turn signal is flashing, BCA will automatically apply left or right side front braking before your attempted lane change thus helping you avert an unsafe lane change and a potential collision.




Forward Collision Assist (FCA)

If there's danger of a collision with a car or a pedestrian, FCA's front camera gives you an early warning and, if necessary, FCA automatically applies the brakes to prevent the collision.

Lane Following Assist (LFA)

Keep you safely centered within the lane using its front view camera to monitor lane markers.



Lane Keeping Assist (LKA)

On detecting an unintentional lane departure, a warning is triggered and, if necessary, LKA will automatically provide corrective steering input to keep you within the lane.



Rear Occupant Alert (ROA)

When exiting the vehicle, instrument cluster icon flashes and warning chimes to remind driver of rear seat status.



Rear View Monitor (RVM)

For safer parking, a high-definition camera monitors the situation behind, and includes a graphic overlay to assist with parking.

Features



15" Steel wheel cover



16" Alloy wheel



16" Alloy wheel_B-Type



Halogen lamps



LED Daytime Running Lights



LED turn signal indicators (OPT)



Fender turn signal (Bulb-type, STD)



Manual air conditioning system



Power sunroof



6-airbag system



Child anchor system



Rear combination lamps (Bulb-type)



High-mounted stop lamp



Rear fog lamp



Heated side mirrors



Slide console box



Rear air vent



Power windows



Driver seat height adjuster

Exterior colors



Atlas White_SAW



Typhoon Silver Metallic_T2X



Titan Gray Metallic_R4G




Tellurian Brown Pearl_TBP




Fiery Red Pearl_R4R



Thunder Blue Metallic_NB5



Midnight Blue Pearl_UB7



Abyss Black Pearl_A2B

Interior colors

Black Interior



Woven (Black)

Artificial leather (Black)

Beige Interior



Woven (Beige)

Artificial leather (Beige)

Brown Interior



Woven (Brown)

Artificial leather (Brown)

Specifications

Type	1.5 MPI Gasoline	1.5 Diesel with VGT
Engine type	DOHC D-CVVT	DOHC 4 Valve
Displacement (cc)	1,497	1,493
Max. Power (ps / rpm)	115 / 6,300	115 / 4,000
Max. Torque (kgf-m / rpm)	14.7 / 4,500	25.5 / 1,500 - 2,750
Suspension		
Front	MacPherson strut	
Rear	Coupled Torsion Beam Axle	
Tire		
185/65R15, 205/55R16		
Dimensions		
Head room (mm)	Front / Rear	998 (873) / 960
Leg room (mm)	Front / Rear	1,070 / 1,010
Shoulder room (mm)	Front / Rear	1,422 / 1,390

- The above values are based on internal testing results and are subject to change after validation.
- Some of the equipment illustrated or described in this catalog may not be supplied as standard equipment and may be available at extra cost.
- Hyundai Motor Company reserves the right to change specifications and equipment without prior notice.
- The color plates shown may vary slightly from the actual colors due to the limitations of the printing process.
- Please consult your dealer for full information and availability on colors and trims.

() : w/sunroof



Overall Width

1,765



Wheel Base
Overall Length

2,670
4,535

Overall Height

1,475



Overall Width

1,765

Unit : mm