

SANTA FE



Make Quality Time.

There is a different car for each kind of family.
And all of them have one name: the All-New Santa Fe.



Celebrate diversity.

Every family is different. To build the perfect family car, you have to understand every single family like we do. The All-New Santa Fe was built to fit all varieties of the modern family – no matter how it looks like.





Celebrate togetherness.

We know that nothing is more important than spending quality time with family and friends. That's why the All-New Santa Fe gives you the comfort and freedom to enjoy those precious moments with your loved ones. Anytime, anywhere.





The perfect family car.

Family cars don't need to be boring. A wide cascading chrome grille and 19-inch alloy wheels make for the SUV's new unique and bold design. Composite lights also give the car a high-tech allure, ready for family adventures.





Radiator Grille / LED Daytime Running Lights (DRL) / LED Headlamps / LED Fog Lamps



Roof Rack / Side Garnish



LED Rear Combination Lamps / LED Rear Fog Lamps

Load your life with quality time.

Roomy interiors with increased legroom and plenty of space in the trunk offer all the comfort you need for greater moments with your family.



Best in Class 2nd Row Space





7 seats 3rd row folded 3rd row folded and 2nd row folded 40% 3rd row folded and 2nd row folded 60% 2nd and 3rd row folded

No matter the size of your family, or whether you are into picnics, golfing or camping, the 7-passenger Santa Fe offers full flexibility with multiple seat configurations available.

There are multiple configurations possible to fit your needs. With the 2nd and 3rd row folded flat, there's plenty of cargo space to load up on quality time with.



One-Touch Folding
The one-touch folding feature allows you to fold the 2nd row seat easily by the push of a button.



Walk-in Handle
Climb into the car easily by gripping the rear seat walk-in handle located on the inside of the car.

Packed with features. Ready for stories.

With the comforts inside the car, you will never again miss an important family moment. The Head-Up Display provides information directly and conveniently on the front windshield glass, the Wireless Smartphone Charging System lets you charge your phone with ease, and with the Integrated Memory System you no longer have to adjust your seat every time you get into the car.



Head-Up Display (HUD)



Wireless Smartphone Charging System



Integrated Memory System (IMS)





Calm inside. No matter what's on the outside.

Our calm technology includes a number of safety features such as the Safe Exit Assist and Rear Occupant Alert, keeping your loved ones safe and leaving you free to focus on what's important.



Rear Occupant Alert (First in class)
The Rear Occupant Alert detects movement in the rear seats and reminds the driver there are rear occupants with an alert on the cluster. If the system detects movement after the driver has left the car and locked it, it sets off a sound alarm.



Safe Exit Assist (First in class)
Keep your family safe with the Safe Exit Assist. The Santa Fe senses vehicles approaching from the rear and keeps the child lock active preventing passengers from getting out. When the vehicles have passed, a simple push of a button unlocks the door for a safe exit.





Take care of your loved ones 24/7.



Advanced High Strength Steel (AHSS)

With the extensive use of additional hot stamping materials and Advanced High Strength Steel (AHSS) plates, the average tensile strength and skeletal rigidity of the car body has been improved by 15% and 17% respectively, providing a highly stable and quiet drive at once.

6-airbag System

A 6-airbag system with front & side airbags and curtain airbags offers broad collision protection. Advanced frontal airbags determine when and how to deploy pressure in an accident by sensing occupant's position, seat belt use and the severity of the crash.

Hyundai SmartSense

With Hyundai SmartSense, our cutting-edge Advanced Driver Assistance Systems, the Santa Fe comes with the latest active safety technology – built to provide you with more safety and peace of mind.



Blind-Spot Collision Warning (BCW)
Radar sensors in the rear bumper are used to warn the driver of approaching vehicles in the blind spot area.



Rear Cross-Traffic Collision Warning (RCCW)
Radar sensors in the rear bumper alert the driver about cross traffic approaching from left and right side of the vehicle during reverse maneuvers.



Low Beam Assist-Dynamic (LBA-D)
The headlamps respond to the turn of the steering wheel and illuminate the part of the road the driver is turning towards.



Parking Distance Warning (PDW)
Sensors in the front and rear bumpers detect and warn the driver about imminent obstacles for safe parking.



Hill-Start Assist Control (HAC)
This system automatically holds the brakes to prevent the car from rolling back when starting from a hill.

Surround View Monitor (SVM)
A multi-camera system provides a 360-degree view around the vehicle to assist the driver in parking situations.
* 8" touch screen may not be available in your country.

A family car. With just as much energy.

To endure road trip after road trip, the Santa Fe comes in diesel or gasoline engines with 6 or 8-speed transmissions offering maximum fuel efficiency and durability.

2.4 MPI Gasoline Engine

172 Maximum Power
ps/6,000 rpm

22.9 Maximum Torque
kg-m/4,000 rpm

•Automatic Transmission •EU5

2.4 GDI Gasoline Engine

188 Maximum Power
ps/6,000 rpm

24.6 Maximum Torque
kg-m/4,000 rpm

•Automatic Transmission •EU5

3.5 V6 MPI Gasoline Engine

280 Maximum Power
ps/6,300 rpm

34.3 Maximum Torque
kg-m/5,000 rpm

•Automatic Transmission •EU5

2.2 CRDi Diesel Engine

200 Maximum Power
ps/3,800 rpm

45.0 Maximum Torque
kg-m/1,750-2,750 rpm

•Automatic Transmission •EU5



Paddle Shifters



8-speed Automatic Transmission






The Santa Fe is the first SUV with HTRAC technology, allowing you to choose the ideal driving mode for your road adventures. City or crosscountry driving, with the HTRAC technology you will always have the power to go further on the road.

HTRAC


HTRAC All-Wheel Drive

HTRAC is an electronic all-wheel drive system that automatically detects vehicle's speed and road conditions to control braking between the left and right wheels and apply active torque control between the front and rear axles, in order to ensure stability while driving and cornering on slippery roads.



Driving Mode

The color of the instrument panel changes according to the driving mode selected (Comfort, ECO, or Sport). Comfort mode provides optimized torque transfer for a stable driving, ECO mode prioritizes fuel economy, while Sport mode boost performance to deliver a dynamic drive. Finally, use the Smart mode to automatically switch among the other modes based on road conditions and driving style.



Features



17" Alloy Wheels



18" Alloy Wheels



19" Alloy Wheels



19" Dark Hypersilver Wheels



Radiator Grille



LED Daytime Running Lights (DRL)



LED Headlamps



LED Rear Combination Lamps



LED Outside Mirror Repeaters



7" TFT LCD Cluster



7" LCD Touch Screen



Full Auto Air Conditioning System



Electric Parking Brake (EPB)



Infinity Speaker



Outdoor Handles



Beltline Molding



Safety Power Window (Driver's seat only)



Panorama Sunroof



Smart Tailgate System



Passenger Walk-in Device



Driver's 14-way Power Seat



Front Seat Warming & Cooling Air Ventilation



Rear Seat Warmer



Rear Door Manual Curtain

Interior colors



Black One-tone Interior



Leather + Quilting




Headliner : Melange Knit



Garnish : Tactile Metallic Pattern



Dark Beige Two-tone Interior



Leather + Quilting




Headliner : Melange Knit



Garnish : Cross Metallic Pattern



Gray Two-tone Interior



Leather + Quilting



Headliner : Melange Knit



Garnish : Tactile Gray Stone




Burgundy Color Package Interior



Leather + Quilting




Headliner : Suede



Garnish : Engineered Wood

Exterior colors



White Cream (WW2)



Earthy Bronze (Y2B)



Typhoon Silver (T2X)



Lava Orange (YR2)



Wild Explorer (W2P)




Horizon Red (RD2)



Magnetic Force (M2F)



Rain Forest (R2F)



Phantom Black (NKA)



Stormy Sea (ST2)

Specifications

Type	2.4 MPi Gasoline Engine	2.4 GDi Gasoline Engine	3.5 V6 MPi Gasoline Engine	2.2 CRDi Diesel Engine
Engine type	4-Cylinders DOHC	4-Cylinders DOHC	6-Cylinders DOHC	4-Cylinders DOHC
Displacement (cc)	2,359	2,359	3,470	2,199
Max. Power (ps / rpm)	172 / 6,000 (EU5)	188 / 6,000 (EU5)	280 / 6,300 (EU5)	200 / 3,800 (EU5)
Max. Torque (kg-m / rpm)	22.9 / 4,000 (EU5)	24.6 / 4,000 (EU5)	34.3 / 5,000 (EU5)	45.0 / 1,750 ~ 2,750 (EU5)
Brakes				
Front	17" (Φ320x29t)			
Rear	16" (Φ305x11t) with ABS			
Suspension				
Front	McPherson Strut Type			
Rear	Multi-Link Type			
Tire				
235/65 R17, 235/60 R18, 235/55 R19				

Dimensions		
Head Room (mm)	1st row (w/Sunroof) / 2nd row (w/Sunroof) / 3rd row	1,016 (974) / 995 (963) / 917
Leg Room (mm)	1st row / 2nd row (5 Seats) / 3rd row	1,048 / 1,001 (1,026) / 746
Shoulder Room (mm)	1st row / 2nd row (w/Curtain) / 3rd row	1,500 / 1,480(1,450) / 1,344

- The above values are results from internal testing and are subject to change after validation.
- Some of the equipment illustrated or described in this catalog may not be supplied as standard equipment and may be available at extra cost.
- Hyundai Motor Company reserves the right to change specifications and equipment without prior notice.
- The color plates shown may vary slightly from the actual colors due to the limitations of the printing process.
- Please consult your dealer for full information and availability on colors and trims.



Unit : mm * Wheel Tread • 17" Alloy Wheel (Front / Rear) : 1,643 / 1,652 • 18" Alloy Wheel (Front / Rear) : 1,638 / 1,647 • 19" Alloy Wheel, Dark Hypersilver Wheel (Front / Rear) : 1,635 / 1,644



For every kind of family.
Especially yours.

